

# Verbs Around School Picture Dominoes

## Teaching Notes



The game is for pupils who are developing their English skills. It explores the use of verbs and will consolidate every day school language. The game also emphasises sentence structure and highlights the use of capital letters and full stops. It contains a number of reception key words and can reinforce recognition of these words.

You must be quiet  
shhhh



### Language

**Verbs:** To be  
To be quiet  
To draw  
To drink  
To change  
To eat  
To get  
To hang  
To have  
To line up  
To run  
To put  
To read  
To sit  
To stand  
To talk  
To walk  
To write

**Personal pronouns:** I  
you  
he  
she  
they  
my  
our  
your  
we

**Prepositions:** in  
on  
to

**Places in school:** Library  
Hall  
Corridor  
Cloakroom  
Classroom  
Playground

**Activities in school:** Assembly  
Playtime  
Lunchtime  
Fire practice

**Everyday school words:** book  
board  
paper  
teacher  
PE  
chair  
carpet  
tray  
bag  
pencil

**Other everyday words:** drink  
grass  
apple  
picture

### Items to be printed

- 1 sheet of A4, teaching notes.
- 8 sheets of A4, picture dominoes.

### How to make it up

- 1 Laminate all the sheets.
- 2 Cut the dominoes along the grey guide lines.  
You will now have 59 dominoes.

### How to play the game

Teaching assistant plus 3-6 children. If necessary the children can play in pairs depending on ability. The teaching assistant needs to make sure that there will be blank cards in the cards that are dealt out to the children. The remaining pile can be stacked face down on the table.

- Each child is dealt 7 dominoes. The children lay the dominoes out on the table so that they can read the words on the cards.
- The first child to start is the child with the blank at the front of the card. The other side will then begin with a sentence. The first word will start with a capital letter.
- Play starts clockwise from the first child.
- If the next child has a domino that can finish the sentence, he/she puts it down, and takes another domino. If he/she is not able to finish a sentence, the turn moves to the next child.

- Play starts clockwise from the first child.
- If the next child has a domino that can finish the sentence, he/she puts it down, and takes another domino. If he/she is not able to finish a sentence, the turn moves to the next child.
- Blanks can be matched with any other coloured blank.
- The winner is the first child to use up all their dominoes.

As you play the game please make sure the children read out a sentence as they make it, and encourage lots of talk around each sentence. For example:



Ask children why must you be quiet in the library?

Also involve discussion on why some sentences make sense and others don't.

**Funded by**



Verbs Around School Picture Dominoes: Judith Longstreth  
Additional materials and editors: Deborah Barkham, Harvinder Bilkhu  
Bristol EMAS: January 2005

Designed by Bristol City Council, Corporate Design

<http://emas.bristol-lea.org.uk>

for fire  
practice.



a picture.



a pencil.



with a pencil.



I like reading



You must  
be quiet


shhhh

We line up

We walk

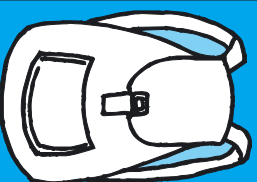


on a peg.




in the  
cloakroom.

in our bags.



in our trays.



He is writing



We can run



Please can  
I have

I like talking




at lunchtime.



She is drawing



on chairs.



She is eating

in the hall.



We put our books




for PE.



You hang your coat




an apple.



We sit




to the teacher.



We get changed



on the carpet.



We drink water



to my friends.


We are



on the grass.



I like reading

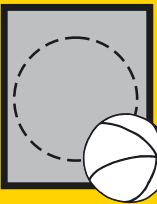


in his book.



We line up


in the  
playground.



We stand still



on the board.



We walk




on some  
paper.



She is

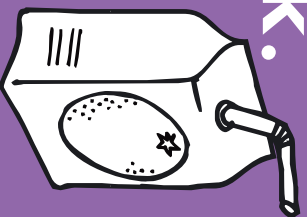
in the  
classroom.



We can run



a drink.



You must  
be quiet

shhhhh

at playtime.



He is writing



in the  
corridor.

Please can  
I have

for fire  
practice.

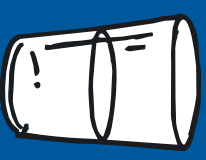
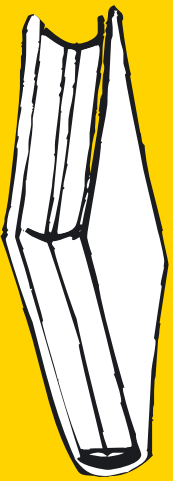
She is eating

my book.

I like talking

a picture.

We drink  
water



in assembly.

We get  
changed

a pencil.

We put our  
books

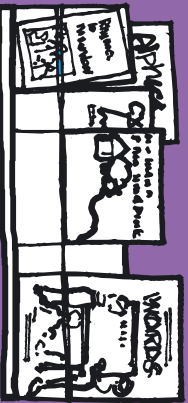


in the library.


She is  
drawing

with a  
pencil.

We sit

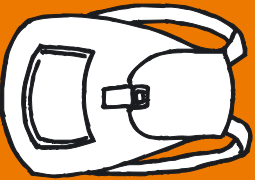


on a peg.



We are

in the  
cloakroom.



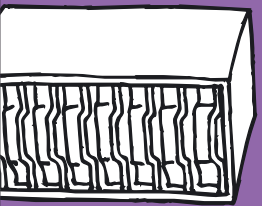
in our bags.

We walk



She is

in our trays.



We stand still




at lunchtime.




You must  
be quiet

shhhhh

in the hall.




an apple.




We line up

on the carpet.




You hang  
your coat


I like reading



on chairs.



We can run



on the grass.



We get changed

for PE.

He is writing



in the playground




We sit

to the teacher.

Please can I have

on some paper.



She is eating

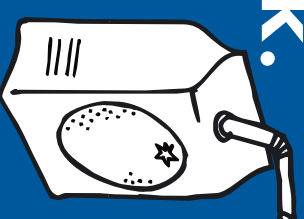


to my friends.

We drink water



a drink.



I like talking



in his book.



We are

at playtime. She is



on the board.




We put our books

my book.



in the classroom.



You hang your coat



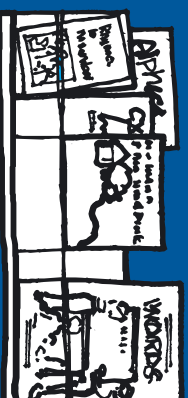
in assembly.

in the corridor.

She is drawing



in the library.



I like reading



You must  
be quiet

shhhh

We line up